
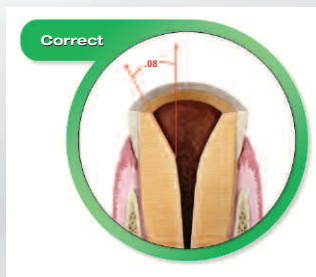


1 RealSeal 1™ Obturators must be used with the oven.

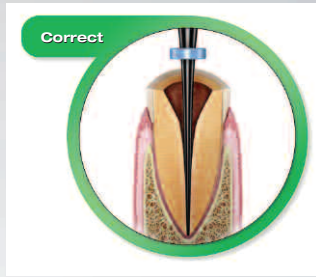
2 The Obturator handle should seat on the oven holder. Rubber stop must be below the holder.



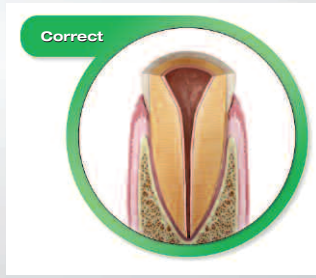
3 Make sure you have an adequate access opening to facilitate obturation. A narrow access opening can cause the Obturator to get caught on an edge and prevent it from seating to length. Flare the coronal opening to a .08 taper using a Gates-Glidden or comparable file.



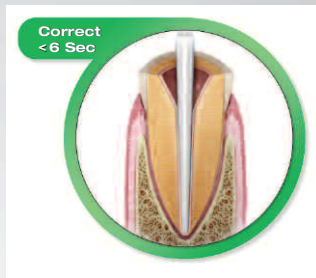
4 It is essential that the size Verifier sits loosely in the canal. If the Verifier fits snug, go one size smaller.



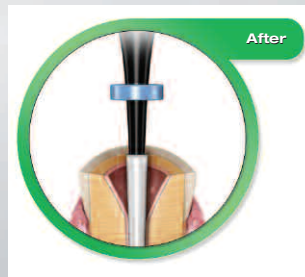
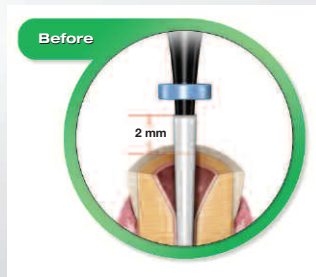
5 Do not flood the canal with Sealer. Place a thin film of the Sealer along the walls of the entire canal via a paper point, a size Verifier or a hand file. Excess Sealer can impede seating the Obturator to length.



6 The Resilon® material will cool slightly faster than gutta percha. It is very important that the obturator be placed into the canal within 6 seconds of removing it from the oven.



7 For short canals, you may wish to trim off approximately 2mm of the Resilon material from the coronal portion of the Obturator.





Technique Guide

Easily removed

RealSeal 1 Obturators are easily and quickly retrieved via mechanical means. Chloroform can also be used to dissolve the entire Obturator in approximately 8 minutes.

Case A was originally instrumented to a size #40 – .04 at the apex. It was filled with a corresponding #40 – .04 RealSeal 1 Obturator. The Obturator was removed using a small amount of chloroform and hand files and the canal re-instrumented to a #50 – .04 in a little over 3 minutes.

Case B, also filled to a #40 – .04, was retrieved with chloroform only, and re-instrumented to a #50 – .04 in slightly more than 7 minutes.



CASE A: Filled



CASE A: Retrieved



CASE B: Filled



CASE B: Retrieved



MANUFACTURED FOR

SybronEndo | *Safe files, superior fills.*

A DIVISION OF SYBRON DENTAL SPECIALTIES

1717 West Collins Avenue, Orange, CA 92867

Tel 800.346.ENDO Tel 714.516.7979 Fax 714.516.7936

Visit us online at www.SybronEndo.com.

You can now shop online at store.sybronendo.com.

SybronEndo Europe, Basicweg 20, 3821 BR Amersfoort, The Netherlands
Tel +31 33 453 61 59 Fax +31 33 453 61 53

Part No. 077-3150 Rev. A

© 2008 SybronEndo